Nebraska Workforce Investment Board
Executive Committee Meeting
December 13, 2013
9:30 a.m.

Room 311
550 South 16th Street
Lincoln, NE

AGENDA

1.	Call to Order	Gayle McClure
2.	Roll Call	Nancy Leonard
3.	Notice of Publication	Nancy Leonard
4.	Approval of Minutes	Gayle McClure
5.	New Business	
	a. Local Plan Modification	Jan Fox
	1. **Greater Nebraska** WIB request to approve a modification of their local plan to transfer $150,000 of WIA FY13 Dislocated Worker funds to the FY13 Adult program	
	b. Business and/or Partner Updates	Members
	c. Labor Market Information (LMI) Update	Mary Findlay
	d. reVISION Initiative	Gregg Christensen
	e. Career Tour Video Update	Joan Modrell
	f. CY 2014 Executive Committee Meeting Dates Friday, April 11, 2014 Friday, December 12, 2014	Gayle McClure
6.	Next Performance Committee Meeting- February 19, 2014	Gayle McClure
7.	Adjournment	Gayle McClure

Agenda Item 5a1.

Motion to Approve Local Plan Modification

December 13, 2013 Meeting of the

Executive Committee

of the

Nebraska Workforce Investment Board (NWIB)

Local Area WIA Plan Modification, Agenda item 5.a.:

Greater Nebraska WIB request to approve a modification of their local plan to transfer $150,000 of WIA FY13 Dislocated Worker funds to the FY13 Adult program.

			PY12/FY13						PY13/FY14			
GN WIA Progran	PY11	FY12	PY12	FY13	Previous FY13 Transfer	Previous FY13 Transfer	Additional New FY13 Transfer	New PY12/FY13 Total	PY13	FY14	FY14 Transfers	New PY13/FY14 Total
Adult Allotment			$41,836	$506,501	$100,000	$60,000	$150,000	**$858,337**	$13,714	$524,306	$80,000	**$618,020**
DLW Allotment			$119,836	$695,628	-$100,000	-$60,000	-$150,000	**$505,464**	$79,650	$698,412	-$80,000	**$698,062**
Youth Allotment			$575,457	-	-	-	-	**$575,457**	$601,586	-	-	**$601,586**
	$0	$0	$737,129	$1,202,129	-	-	-	**$1,939,258**	$694,950	$1,222,718	-	**$1,917,668**

DLW = Dislocated Worker

- **<u>Recommend approval</u>** of the motion.

Agenda Item 5c

NEBRASKA
LABOR MARKET TRENDS

Mary Findlay

Office of Labor Market Information

402-471-9915

Mary.findlay@nebraska.gov

NEBRASKA
DEPARTMENT OF LABOR

New 9 Labor Market Information Economic Development Regions

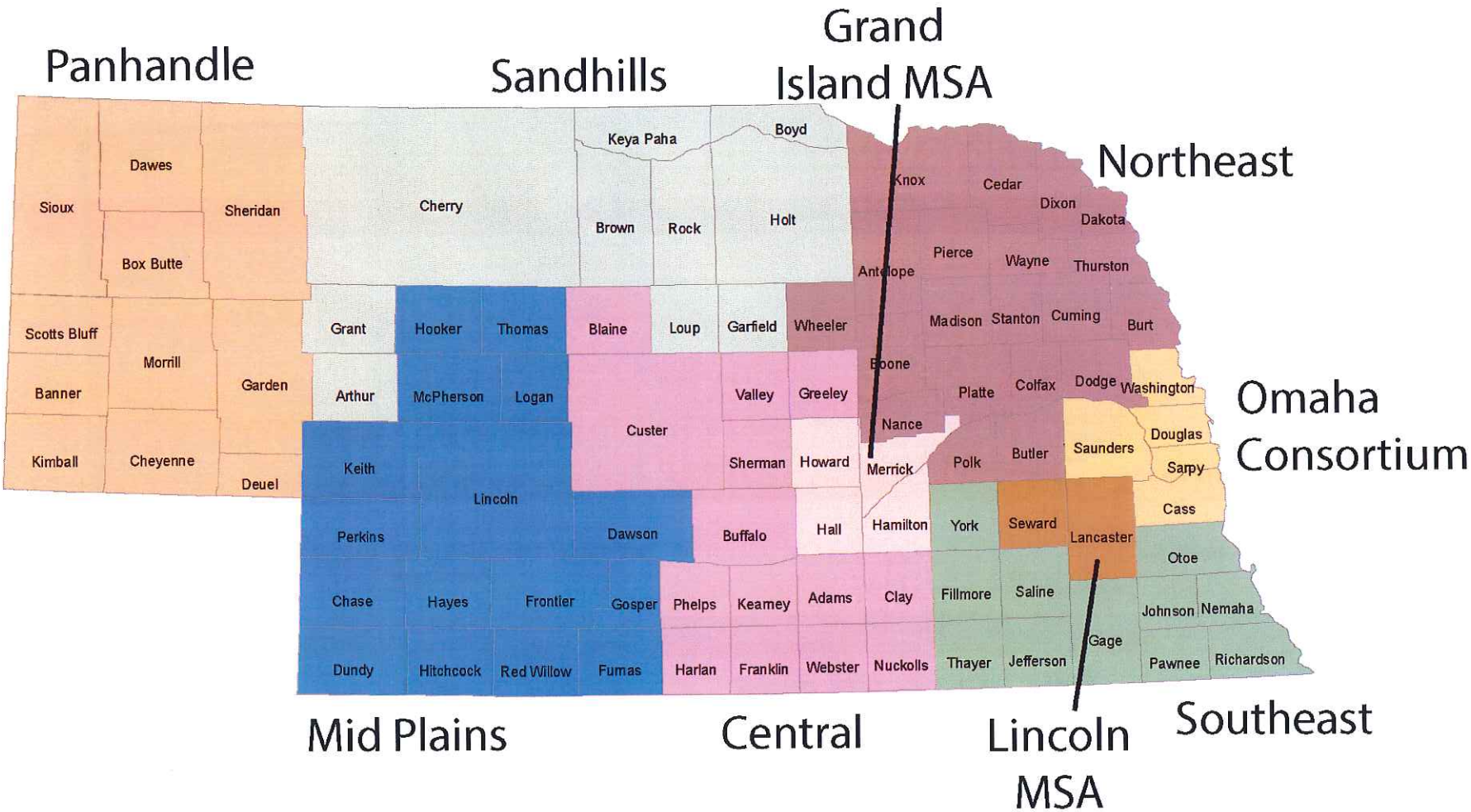

Previous 7 Economic Development Regions Outlined with New 9 Regions by Color

Panhandle-no change

Mid Plains-
lose Cherry, Grant, & Arthur to new Sandhills region

Northeast-
lose Keya Paha, Boyd, Brown, Rock, & Holt to new Sandhills region; gain Wheeler & Nance

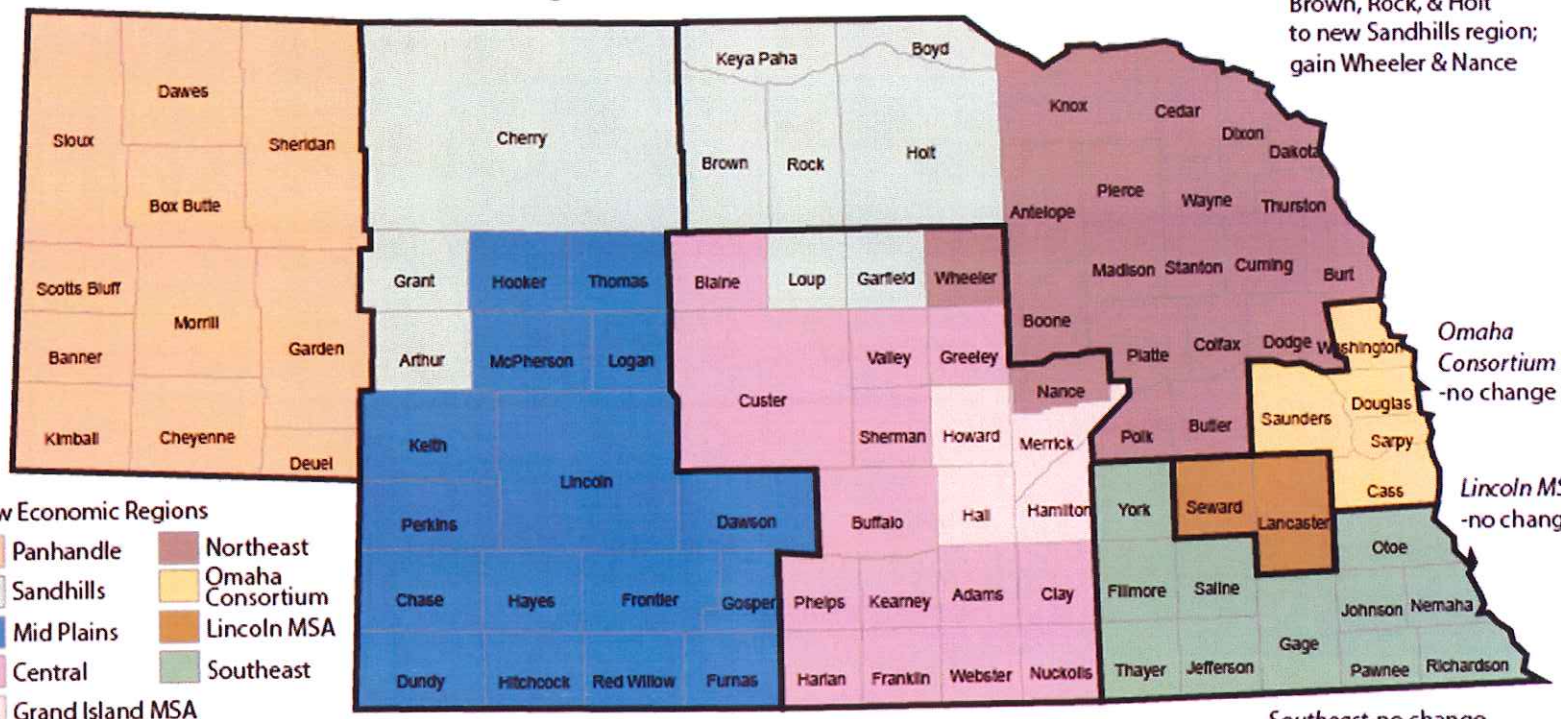

Omaha Consortium -no change

Lincoln MSA -no change

New Economic Regions

- Panhandle
- Sandhills
- Mid Plains
- Central
- Grand Island MSA
- Northeast
- Omaha Consortium
- Lincoln MSA
- Southeast

Previous Regions Outlines

Central-
lose Howard, Hall, Hamilton, & Merrick to Grand Island MSA;
lose Nance & Wheeler to Northeast;
lose Loup & Garfield to new Sandhills region

Southeast-no change

NEBRASKA
DEPARTMENT OF LABOR

How New Region Boundaries Were Determined

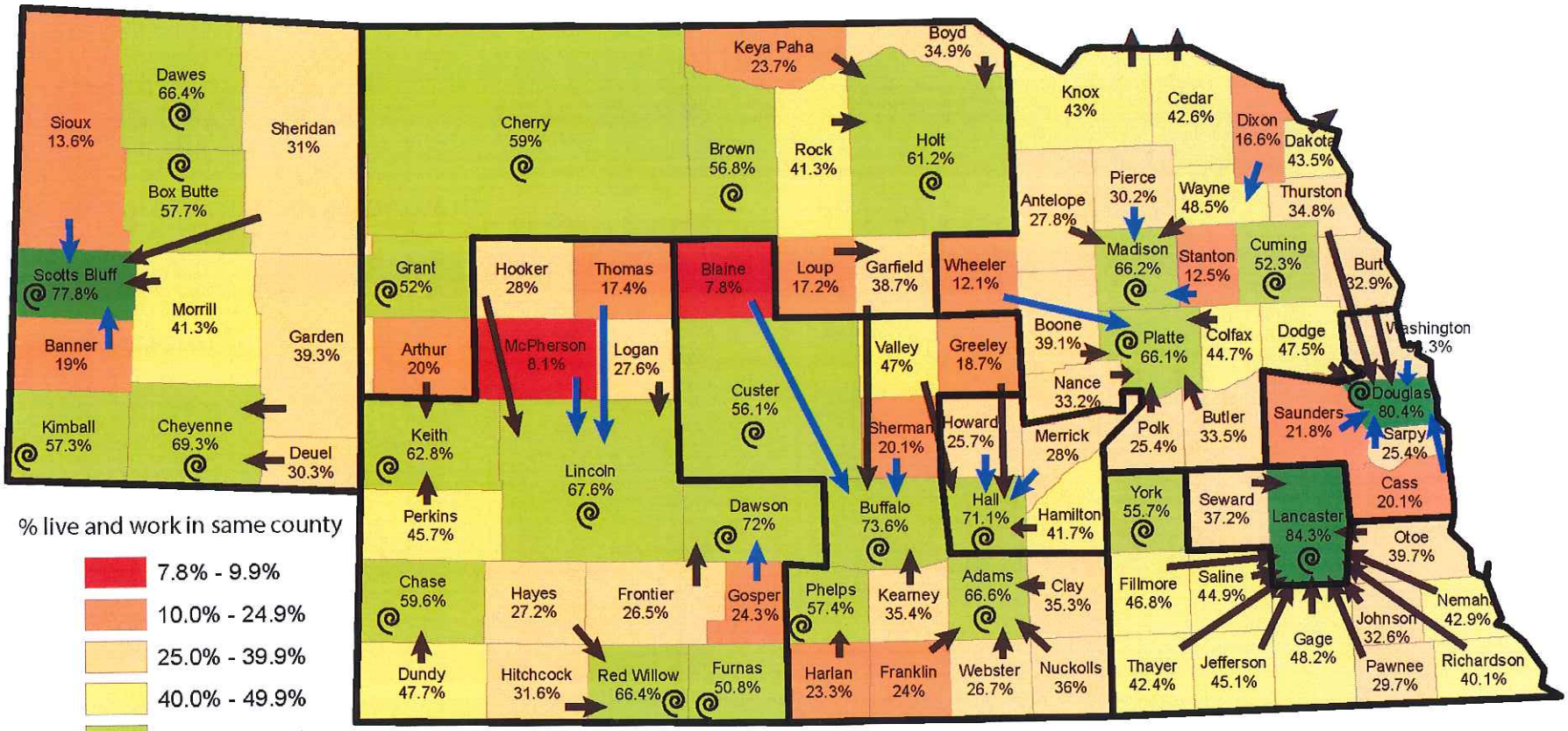

NEBRASKA
DEPARTMENT OF LABOR

Nebraska Snapshot

Labor Force	October 2013	October 2012	Difference
National Unemployment Rate	7.0%	7.5%	-0.5
Nebraska Unemployment Rate	3.4%	3.6%	-0.2
Total Employed Individuals	987,715	992,573	−11,427
Total Unemployed Individuals	35,149	36,985	-1,836
Workforce	**October 2013**	**October 2012**	**Difference**
Total Non-farm Employment	981,281	962,546	18,735
NEworks	**October 2013**	**October 2012**	**Difference**
Number of Individuals Receiving Services	17,776	20,679	-2,903
Total Number of Resumes Added	4,551	4,526	25
Total Number of Internal Job Orders Created	4,650	4,032	618

Labor force data not seasonally adjusted

NEBRASKA
DEPARTMENT OF LABOR

Unemployment Rates

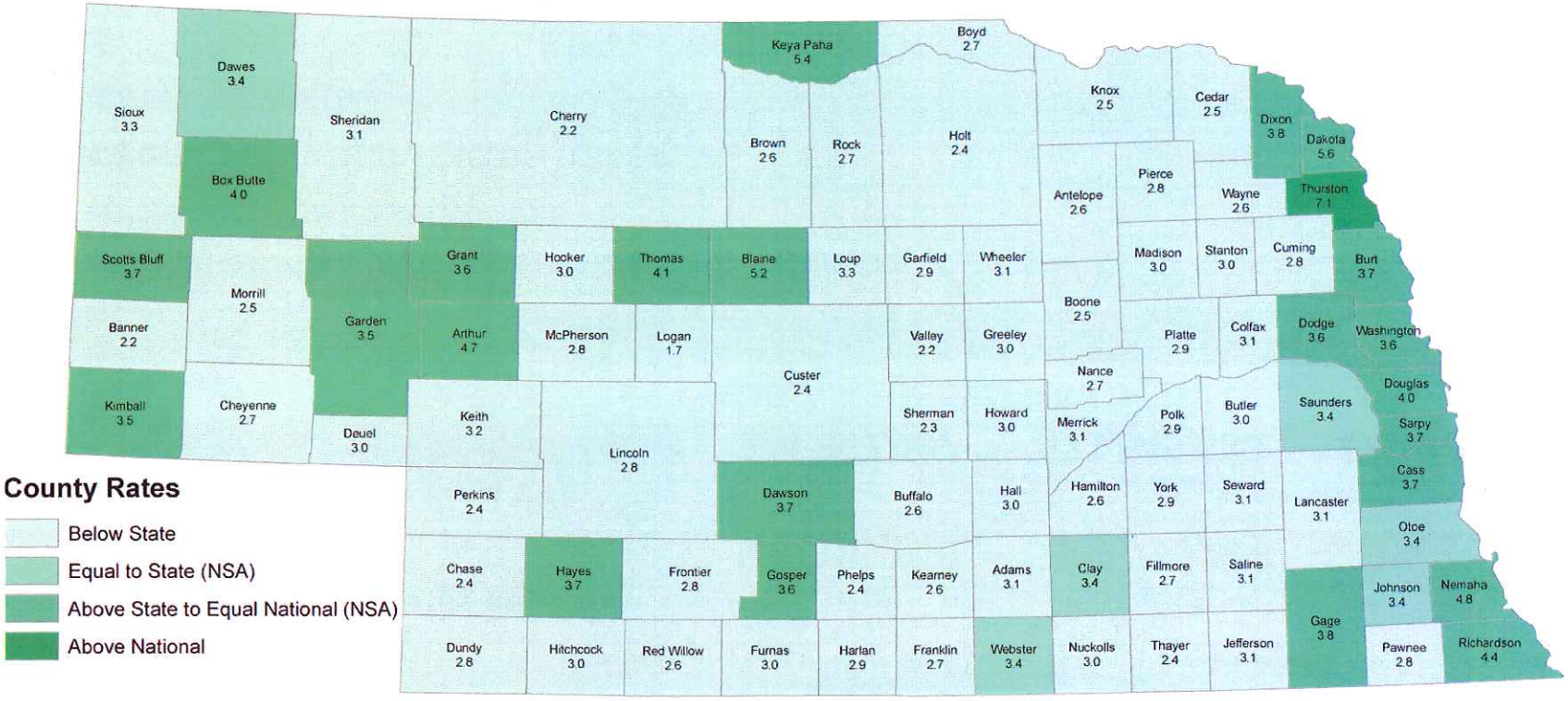

Nebraska Rate 3.4% not seasonally adjusted
National Rate 7.0% not seasonally adjusted

NEBRASKA
DEPARTMENT OF LABOR

Unemployment

Cumulative Benefits Paid	Oct-13	Oct-12	Difference
Cumulative Regular Benefits Paid thru October 2013*	$86,189,953	$103,735,668	-$17,545,714
Cumulative EUC Benefits Paid thru October 2013*	$24,362,497	$71,545,530	-$47,183,033

Initial Claims by Occupation	Oct-13
Helpers--Production Workers	237
Customer Service Representatives	195
Truck Drivers, Heavy and Tractor-Trailer	174
Construction Laborers	155
Cashiers	145
Production Workers, All Other	109
Office Clerks, General	108
Laborers and Freight, Stock, and Material Movers, Hand	100
Stock Clerks and Order Fillers	84
Nursing Aides, Orderlies, and Attendants	80

Total Nonfarm Industry Employment

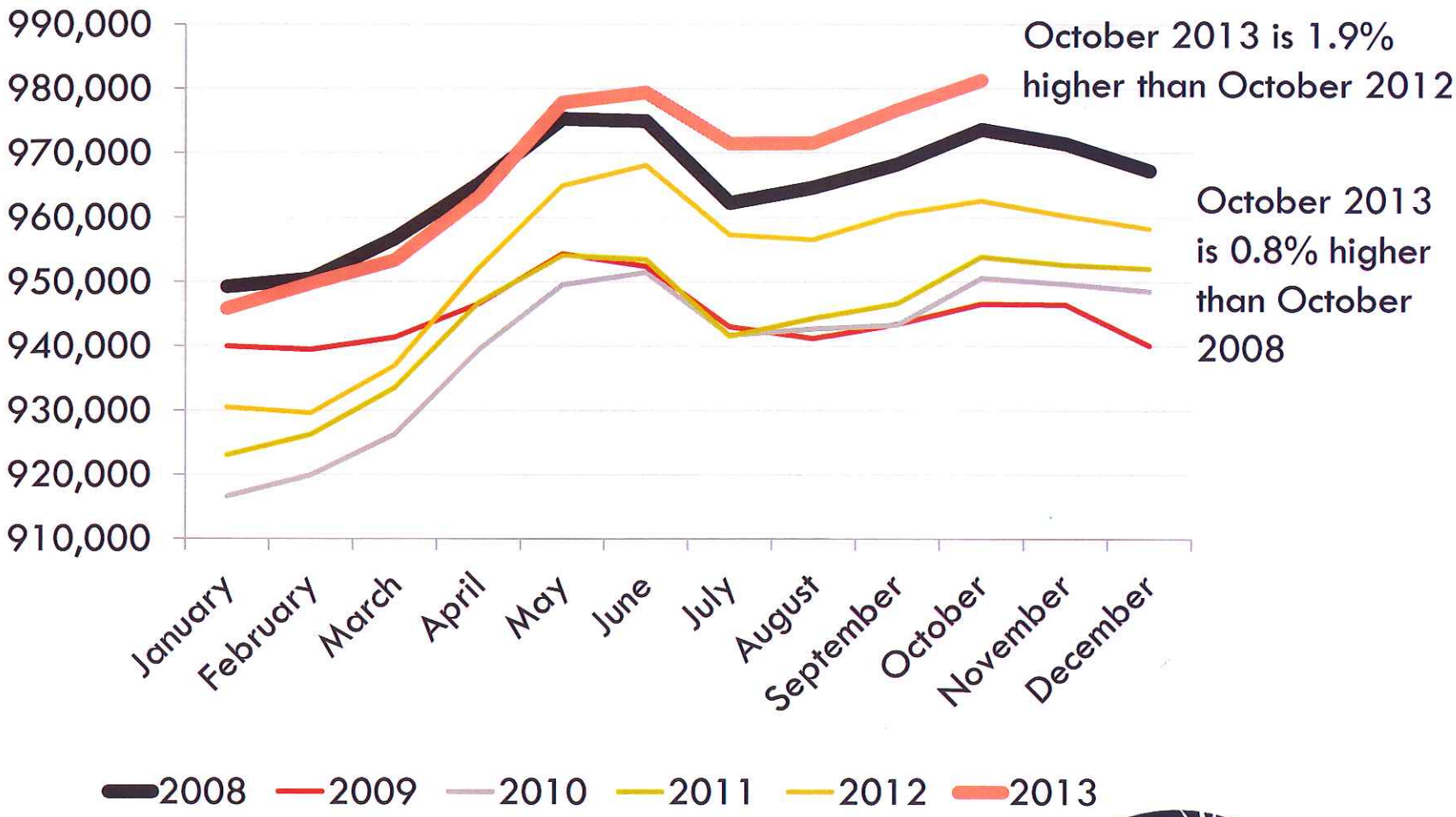

NEBRASKA
DEPARTMENT OF LABOR

Areas of Substantial Unemployment

Douglas County ASU (2014)

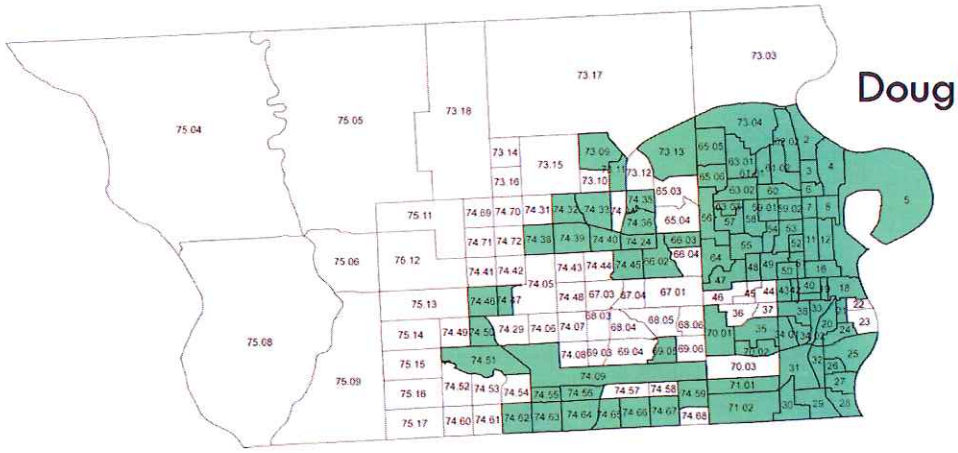

Douglas County

Sarpy County ASU (2014)

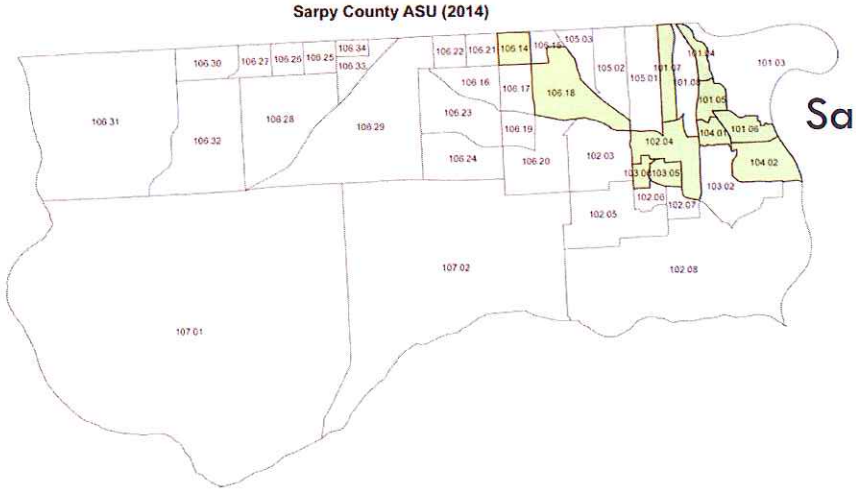

Sarpy County

Areas of Substantial Unemployment

- Unemployment rate of 6.5% or higher
- Population of at least 10,000 based on Census Bureau estimates
- Have geography that is contiguous: touching in at least one point, be separated by a body of water such as river or lake or be directly across a body of water from one another

Areas of Substantial Unemployment

Buffalo County ASU (2014)

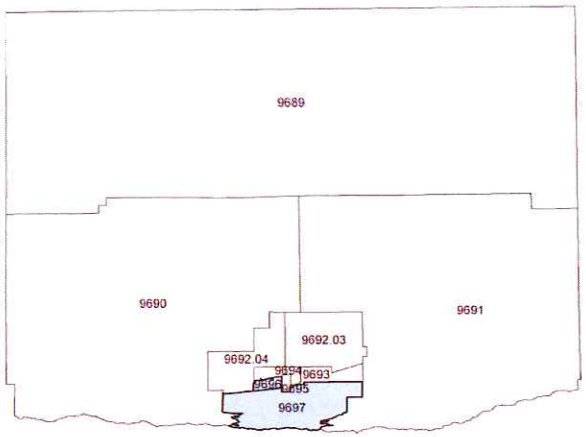

Buffalo County (Kearney)

Dawson County ASU (2014)

Dawson County (Lexington)

Scotts Bluff County ASU (2014)

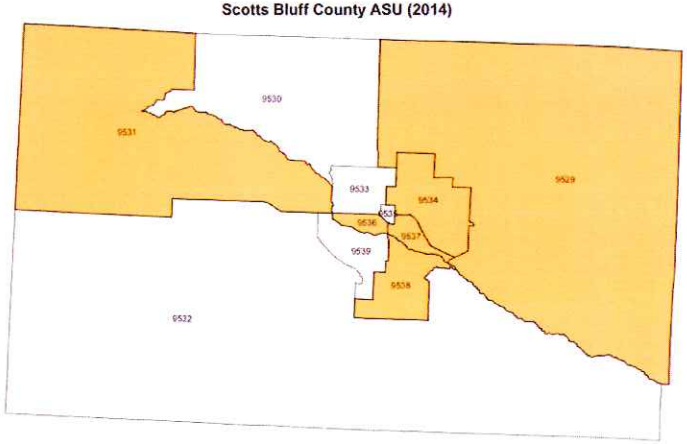

Scotts Bluff County

NEBRASKA
DEPARTMENT OF LABOR

Areas of Substantial Unemployment

Northeast Nebr ASU (2014)

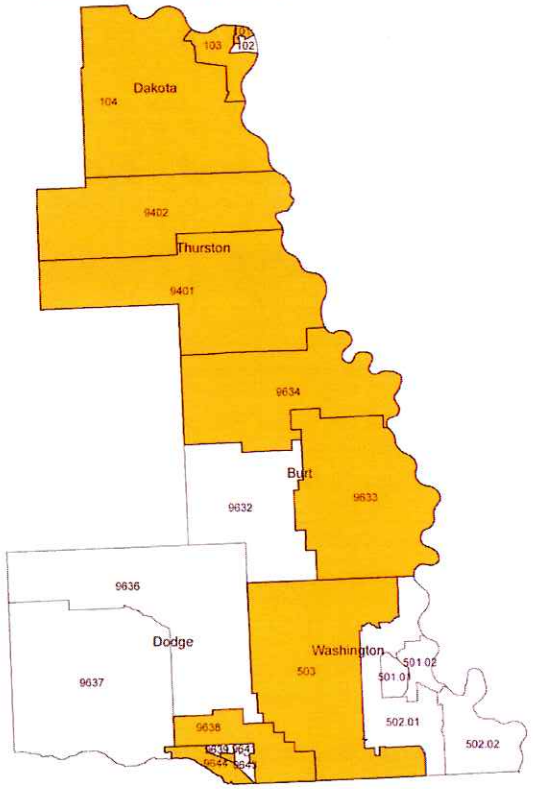

Madison County ASU (2014)

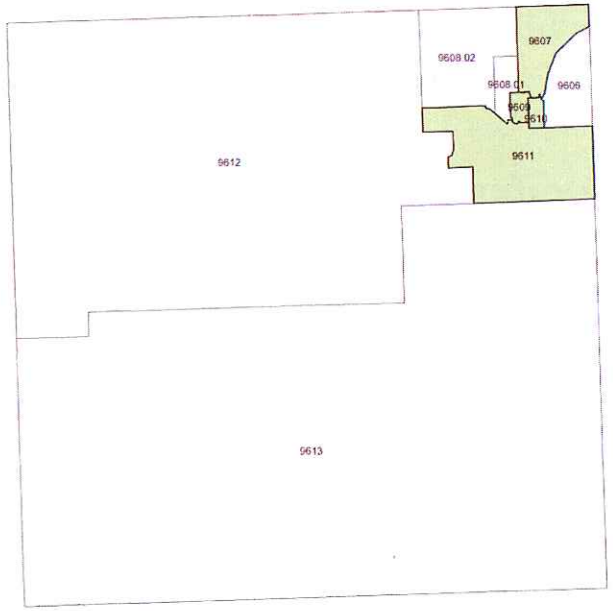

Madison County (Norfolk is in the northeast corner of the county)

Dakota, Thurston, Burt, Washington and Dodge Counties

NEBRASKA
DEPARTMENT OF LABOR

Areas of Substantial Unemployment

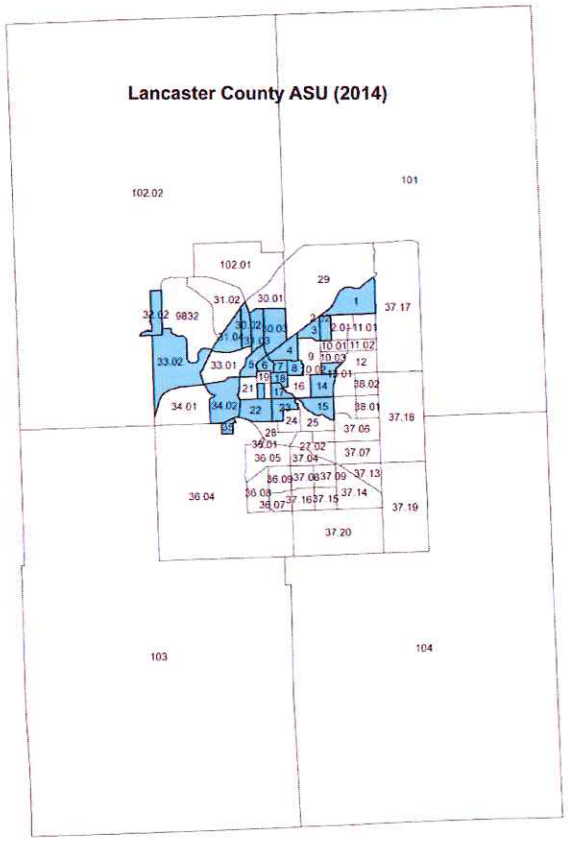

Lancaster County

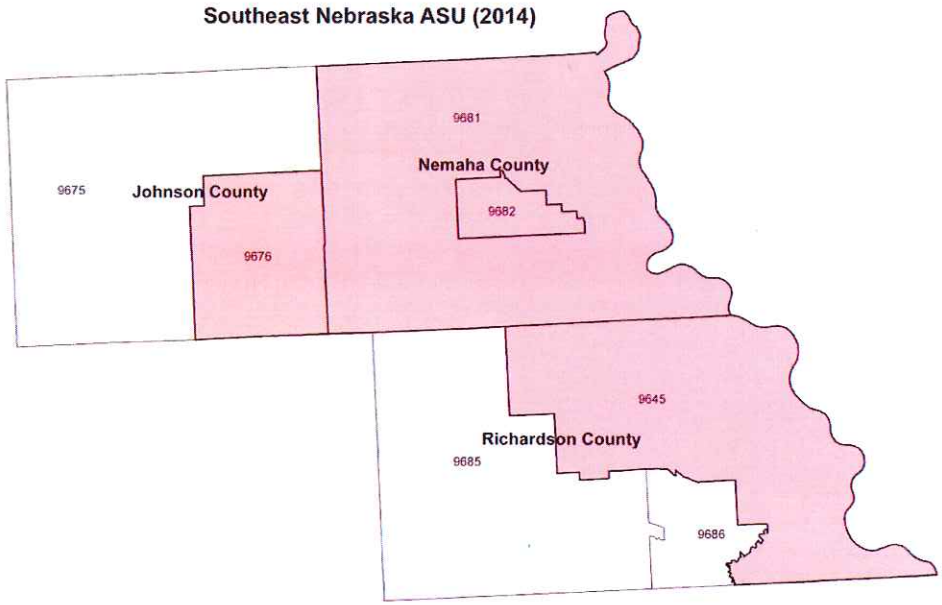

Johnson, Nemaha (Auburn), Richardson Counties

NEBRASKA
DEPARTMENT OF LABOR

Northeast Nebraska Labor Shed Study

- Reason for survey: getting a better grasp on the available labor force in the area and commuting preferences
- Household survey conducted by UNL's Bureau of Sociological Research
- Partnered with DED and local economic development groups
- Sample Size: 12,000
- Currently, BOSR has received 2,578 surveys.
- Results expected by: early 2014

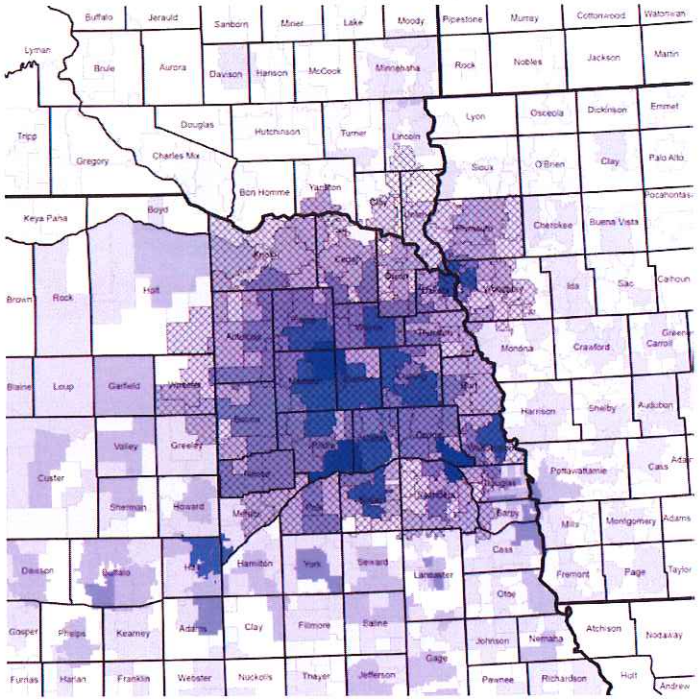

Results for 6 communities: Norfolk, Columbus, Wayne, West Point, South Sioux City and Fremont

Data Warehouse Progress

- Unemployment Insurance Tax and Benefits, LMI's Quarterly Census of Employment and Wages loaded and working
- Occupational Employment Statistics and college data are in process
- Contractors will begin LMI phase 2 that includes NEworks data in January
- Northeast Community College is interested in an agreement. UNL, UNO, Metropolitan, Southeast and Central Community Colleges have signed agreements.
- Buffett Foundation contacted LMI about a research project on scholarship recipients

NEBRASKA
DEPARTMENT OF LABOR

Questions? Need Additional Information? Please Contact me

NEBRASKA
DEPARTMENT OF LABOR

Mary Findlay
Research Analyst

550 S. 16th St, P.O. Box 94600, Lincoln, NE 68509-4600
Telephone: 402-471-9915 Fax: 402-471-9867
mary.findlay@nebraska.gov
www.dol.nebraska.gov

NEBRASKA
DEPARTMENT OF LABOR

Agenda Item 5d.

NEBRASKA DEPARTMENT OF EDUCATION

what is reVISION?

NCE

Establishing a clear vision for Nebraska Career Education.

The purpose of reVISION is to:

- Align and support Career and Technical Education Systems with Nebraska's Economic Initiatives
- Develop Nebraska's talent pipelines for economic growth and workforce development
- Strengthen high school CTE programs to align with Nebraska postsecondary education entrance expectations
- Create a common language between local employers and education

The reVISION process will ensure that Nebraska students leave high school with the knowledge and skills required for employment in local/regional businesses, and it will also provide opportunities for students to experience a smoother transition from high school to postsecondary education. reVISION plays a key part in developing a talent pipeline for economic growth and workforce development in Nebraska.

Furthermore, the reVISION process introduces schools to the study *"Growing Jobs, Industries, and Talent: A Competitive Advantage Assessment and Strategy for the State of Nebraska"* commissioned by the Nebraska Department of Economic Development and the Nebraska Department of Labor in 2010. This report, more commonly referenced as the Battelle Study, highlights the need to further develop the industry clusters for Nebraska to remain economically viable and competitive. The reVISION process gives local schools the opportunity to consider the results of the Battelle Study when determining which Career and Technical Education programs to offer. As a result of completing the reVISION process, the gap between education and economic development is bridged, and local schools are educating and training a qualified workforce that meets regional industry needs.

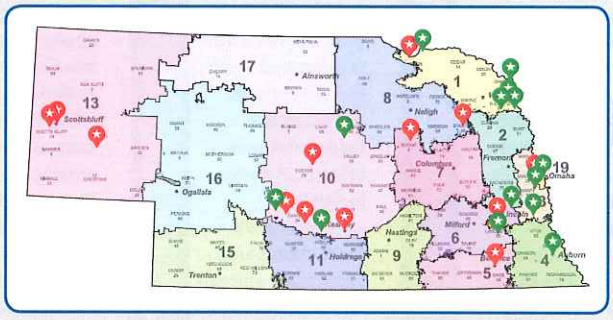

2012-13 reVISION Participants

Beatrice
Boone Central
Bridgeport
Broken Bow
Cozad
Gering
Kearney
Lexington
Lincoln
Niobrara
Scottsbluff
Stanton
Westside

2013-14 reVISION Participants

Auburn
Burwell
Elm Creek
Gothenburg
Norris
Omaha
Papillion-La Vista
Santee
South Sioux City
Umo"Ho" Nation
Walthill
Waverly
Weeping Water
Winnebago

NEBRASKA COMMUNITY COLLEGES

NEBRASKA possibilities...endless™ Department of Economic Development

NEBRASKA DEPARTMENT OF LABOR

Partnerships for Innovation

what is the timeline for reVISION?

ONE YEAR

Part 1:
School's Assessment of Current Career Education Programs

- Identify the courses, programs of study, postsecondary alignment, and extended learning opportunities currently available within the Career Education system.
- Identify the activities associated with the career guidance system

Part 2:
Meeting Facilitated by Nebraska Career Education Staff

- Describe the need for bridging the gap between education and workforce/economic development
- Discuss the role education plays in training a qualified workforce that meets local and regional workforce/economic needs
- Identify local businesses and industries with high demand, high wage, and high skill jobs
- Analyze student achievement data, Perkins performance data, and student interest data

Part 3:
Community Engagement Meeting

- Utilize a community engagement group to analyze the Career Education program while taking into account labor market data, high-growth industries in the area, and the knowledge base needed based for the high-growth industries
- Identify the knowledge and skills required for jobs in the local and/or regional economy
- Identify potential new (or revised) Career Education Program(s) of Study and course offerings which could be offered within the career education program

Part 4:
Meeting Facilitated by Nebraska Career Education Staff

- Report results of the community engagement meeting
- Identify potential gaps that exist in career education courses, programs of study, postsecondary alignment, and extended learning opportunities and develop short-term and long-term goals for addressing those gaps
- Identify the resources needed to implement the proposed new (or revised) Career Education Program(s) of Study
- Analyze current career guidance and exploration activities

Part 5:
Technical Assistance by Nebraska Career Education Staff (as requested)

- Develop an action plan which describes the changes that will be made to the Career Education Program as a result of the reVISION process
- Apply for a reVISION Innovation Grant that can be used to implement the action plan

For more information, contact:

Richard Katt
Director of Career Education
402.471.4808 | rich.katt@nebraska.gov

Cory Epler, Ph.D.
Deputy Director of Career Education
402.471.2494 | cory.epler@nebraska.gov

www.education.ne.gov/nce/revision.html

Agenda Item 5e

http://nebraskacareerclusters.wistia.com/projects

Nebraska Wo... | Nebraska Car... | Nebraska ... | Audience Ov... | Analytics All ...

File Edit View Favorites Tools Help

Nebraska Career Clusters -... | Google URL Shortener | Wellness | ClearQuest | WIA Request & Reporting | LINK | Dislocated Worker Inform... | OnBase Rapid Response | Get More Add-ons

Nebraska Career Clusters

Projects Help Account

Sort by: UPDATED CREATED NAME

Health 441 MB / Updated 7 days ago	2 videos	46 plays
Teaser 49.8 MB / Updated 22 days ago	1 video	335 plays
Information Technology 1000 MB / Updated 22 days ago	4 videos	644 plays
Manufacturing 1.47 GB / Updated 22 days ago	4 videos	589 plays
Transportation, Distribution, & Logistics 1.28 GB / Updated 22 days ago	4 videos	485 plays

https://www.google.com/analytics/web/?hl=en#report/visitors-overview/a45514505

Nebraska Wo... | Nebraska Car... | Nebraska Car... | Audience ... | Analytics All ...

File Edit View Favorites Tools Help

Nebraska Career Clusters -... | Google URL Shortener | Wellness | ClearQuest | WIA Request & Reporting | LINK | Dislocated Worker Inform... | OnBase Rapid Response | Get More Add-ons

Google Analytics

rebecca.schademann@nebraska.gov Settings My Account Sign out

Nebraska Career Clusters - http://nebraskacareerclusters.com
All Web Site Data

Reporting | Customization | Admin | Help

Find reports & more

MY STUFF

- Dashboards
- Shortcuts
- Intelligence Events

STANDARD REPORTS

- Real-Time
- Audience
  - Overview
  - Demographics
  - Interests
  - Geo
  - Behavior
  - Technology
  - Mobile
  - Custom
  - Visitors Flow
- Acquisition
- Behavior
- Conversions

Audience Overview

Nov 12, 2013 - Dec 12, 2013

Email Export Add to Dashboard Shortcut

All Visits
100.00%

Overview

Visits vs. Select a metric

Hourly Day Week Month

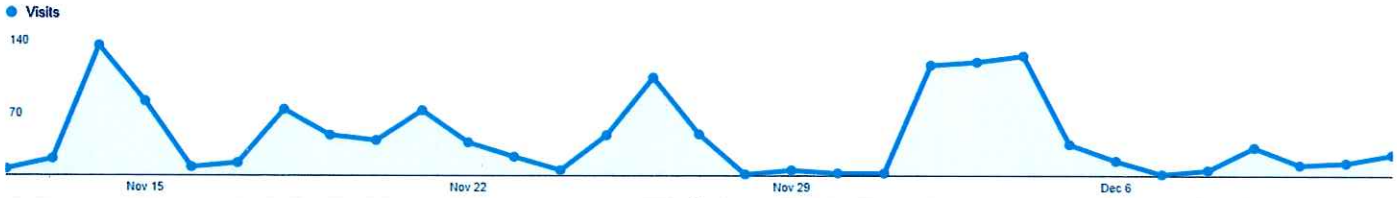

757 people visited this site

Visits	Unique Visitors	Pageviews	Pages / Visit
1,162	757	2,227	1.92

Avg. Visit Duration	Bounce Rate	% New Visits
00:03:10	63.08%	64.37%

Demographics

- Language
- Country / Territory
- City

System

- Browser
- Operating System

Language	Visits	% Visits
1. en-us	1,150	98.97%
2. fr-fr	9	0.77%
3. en	1	0.09%
4. en-gb	1	0.09%
5. ja-jp	1	0.09%

view full report

https://www.google.com/analytics/web/?hl=en#report/visitors-geo/a45514505w761

Nebraska Wo... | Nebraska Car... | Nebraska Car... | Location -... | Analytics All ...

File Edit View Favorites Tools Help

Nebraska Career Clusters -... | Google URL Shortener | Wellness | ClearQuest | WIA Request & Reporting | LINK | Dislocated Worker Inform... | OnBase Rapid Response | Get More Add-ons

Nebraska Career Clusters - http://nebraskacareerclusters.com
All Web Site Data

Reporting | Customization | Admin | Help

- Dashboards
  - Private
  - + New Dashboard
- Shortcuts
- Intelligence Events

STANDARD REPORTS

- Real-Time
- Audience
  - Overview
  - Demographics
  - Interests
  - Geo
    - Language
    - Location
  - Behavior
  - Technology
  - Mobile
  - Custom
  - Visitors Flow
- Acquisition
- Behavior
- Conversions

All Visits
98.88%

Map Overlay | Explorer

Summary | Site Usage | Ecommerce

Visits

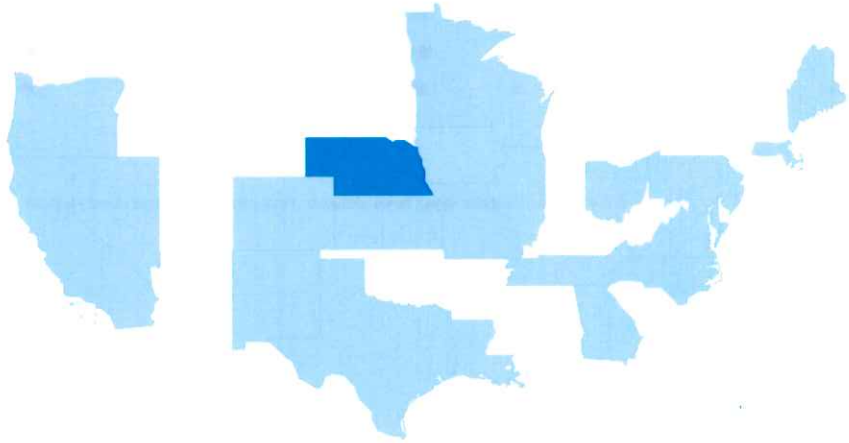

1 — 1,034

Primary Dimension: Region | City | Metro | Other

Secondary dimension

advanced

Region	Acquisition			Behavior			Conversions		
	Visits	% New Visits	New Visits	Bounce Rate	Pages / Visit	Avg. Visit Duration	Goal Conversion Rate	Goal Completions	Goal Value
	1,149 % of Total: 98.88% (1,162)	63.97% Site Avg: 64.37% (-0.63%)	735 % of Total: 98.26% (748)	62.84% Site Avg: 63.08% (-0.39%)	1.92 Site Avg: 1.92 (0.31%)	00:03:11 Site Avg: 00:03:10 (0.87%)	0.00% Site Avg: 0.00% (0.00%)	0 % of Total: 0.00% (0)	$0.00 % of Total: 0.00% ($0.00)

Region	Acquisition			Behavior			Conversions		
	Visits	% New Visits	New Visits	Bounce Rate	Pages / Visit	Avg. Visit Duration	Goal Conversion Rate	Goal Completions	Goal Value
	1,149 % of Total: 98.88% (1,162)	63.97% Site Avg: 64.37% (-0.63%)	735 % of Total: 98.26% (748)	62.84% Site Avg: 63.08% (-0.39%)	1.92 Site Avg: 1.92 (0.31%)	00:03:11 Site Avg: 00:03:10 (0.87%)	0.00% Site Avg: 0.00% (0.00%)	0 % of Total: 0.00% (0)	$0.00 % of Total: 0.00% ($0.00)
1. Nebraska	1,034	62.19%	643	62.48%	1.94	00:03:17	0.00%	0	$0.00
2. Minnesota	29	79.31%	23	55.17%	1.76	00:03:03	0.00%	0	$0.00
3. North Carolina	15	86.67%	13	73.33%	1.87	00:04:18	0.00%	0	$0.00
4. Kansas	11	27.27%	3	63.64%	1.36	00:02:59	0.00%	0	$0.00
5. Missouri	11	100.00%	11	81.82%	1.45	00:00:52	0.00%	0	$0.00
6. Georgia	7	71.43%	5	85.71%	1.14	00:01:36	0.00%	0	$0.00
7. New Jersey	7	85.71%	6	57.14%	1.71	00:00:23	0.00%	0	$0.00
8. Texas	7	85.71%	6	42.86%	2.57	00:02:32	0.00%	0	$0.00
9. Iowa	5	100.00%	5	100.00%	1.00	00:00:00	0.00%	0	$0.00
10. Illinois	5	80.00%	4	80.00%	1.80	00:00:09	0.00%	0	$0.00

Show rows: 10 Go to: 1 1 - 10 of 24

This report was generated on 12/13/13 at 9:00:26 AM - Refresh Report

© 2013 Google | Analytics Home | Terms of Service | Privacy Policy | Contact us | Send Feedback

https://www.google.com/analytics/web/?hl=en#report/visitors-geo/a45514505w761

Nebraska Wo... | Nebraska Car... | Nebraska Car... | Location -... | Analytics All ...

File Edit View Favorites Tools Help

Nebraska Career Clusters -... | Google URL Shortener | Wellness | ClearQuest | WIA Request & Reporting | LINK | Dislocated Worker Inform... | OnBase Rapid Response | Get More Add-ons

Nebraska Career Clusters - http://nebraskacareerclusters.com
All Web Site Data

Reporting | Customization | Admin | Help

- Overview
- Demographics
- Interests
- Geo
  - Language
  - Location
- Behavior
- Technology
- Mobile
- Custom
- Visitors Flow

Acquisition

Behavior

Conversions

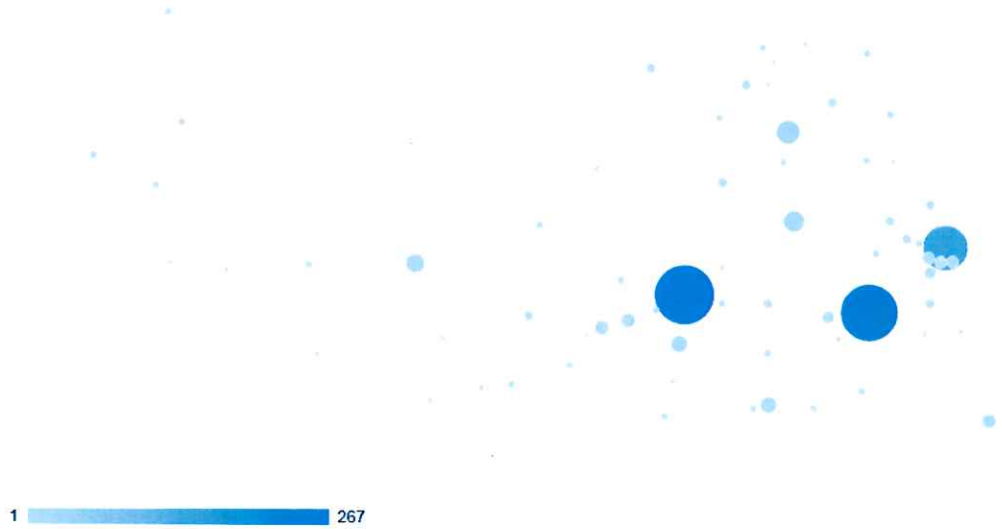

Primary Dimension: City Metro Other

Secondary dimension

advanced

City	Acquisition			Behavior			Conversions		
	Visits	% New Visits	New Visits	Bounce Rate	Pages / Visit	Avg. Visit Duration	Goal Conversion Rate	Goal Completions	Goal Value
	1,034 % of Total: 88.98% (1,162)	62.19% Site Avg: 64.37% (-3.40%)	643 % of Total: 85.96% (748)	62.48% Site Avg: 63.05% (-0.96%)	1.94 Site Avg: 1.92 (1.28%)	00:03:17 Site Avg: 00:03:10 (3.66%)	0.00% Site Avg: 0.00% (0.00%)	0 % of Total: 0.00% (0)	$0.00 % of Total: 0.00% ($0.00)
1. Grand Island	267	36.70%	98	77.90%	1.37	00:02:54	0.00%	0	$0.00
2. Lincoln	237	64.98%	154	53.16%	2.42	00:03:18	0.00%	0	$0.00
3. Omaha	150	82.67%	124	64.00%	1.93	00:02:29	0.00%	0	$0.00
4. Norfolk	44	61.36%	27	52.27%	1.89	00:01:46	0.00%	0	$0.00
5. Columbus	36	72.22%	26	63.89%	1.97	00:03:56	0.00%	0	$0.00
6. North Platte	25	64.00%	16	44.00%	2.28	00:05:41	0.00%	0	$0.00
7. Hastings	20	80.00%	16	80.00%	1.55	00:01:37	0.00%	0	$0.00
8. Hebron	19	57.89%	11	52.63%	2.95	00:07:25	0.00%	0	$0.00