

LABOR AREA SUMMARIES

August 2022

NEBRASKA
DEPARTMENT OF LABOR

LABOR AREA SUMMARY

August 2022

View historical data at [Neworks.nebraska.gov/laus](https://www.nworks.nebraska.gov/laus)

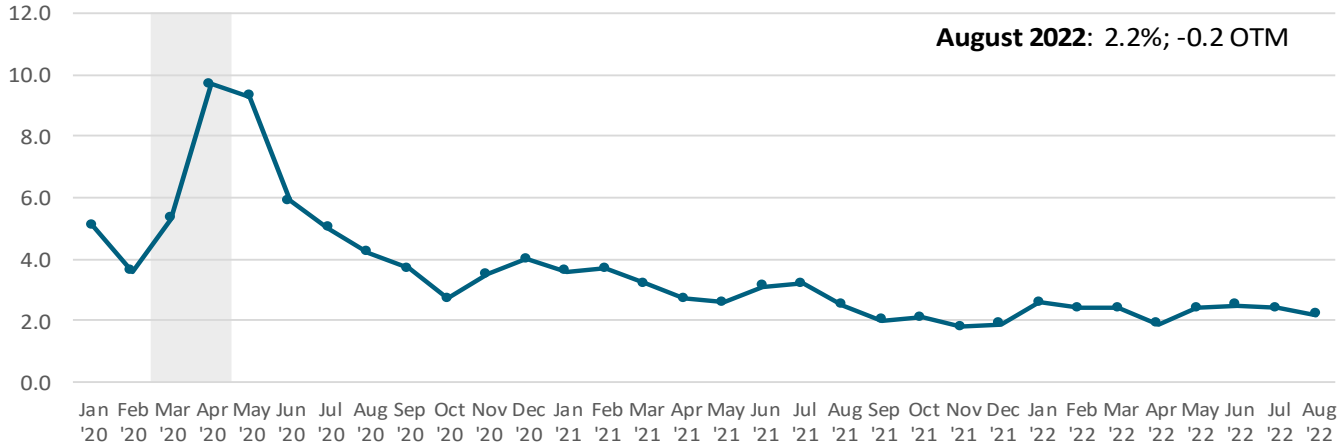
NEBRASKA

DEPARTMENT OF LABOR

GRAND ISLAND MSA¹

(NOT SEASONALLY ADJUSTED)

Unemployment Rate
2020-2022



August 2022: 2.2%; -0.2 OTM

Grey bar represents recession period

LABOR FORCE DATA²

	Preliminary	Revised	Aug-21 ³	Changes		% Change
	Aug-22	Jul-22		OTM ⁴	OTY ⁴	OTM
Unemployment Rate	2.2	2.4	2.5	-0.2	-0.3	—
Labor Force	44,302	44,937	45,200	-635	-898	-1.4
Unemployment	960	1,076	1,143	-116	-183	-10.8
Employment	43,342	43,861	44,057	-519	-715	-1.2

NON-FARM EMPLOYMENT⁵

BY PLACE OF WORK

August Total Non-Farm	40,865
OTM Change	-303 (-0.7%)
OTY Change	-1,117 (-2.7%)

¹ Grand Island MSA includes Hall, Hamilton, Howard & Merrick Counties in Nebraska

² Sources: Local Area Unemployment Statistics Program (LAUS), Nebraska Department of Labor; Bureau of Labor Statistics, US Department of Labor

³ 2021 data has been benchmarked

⁴ OTM: over the month OTY: over the year

⁵ Sources: Current Employment Statistics Program (CES), Nebraska Department of Labor; Bureau of Labor Statistics, US Department of Labor

LABOR AREA SUMMARY

August 2022

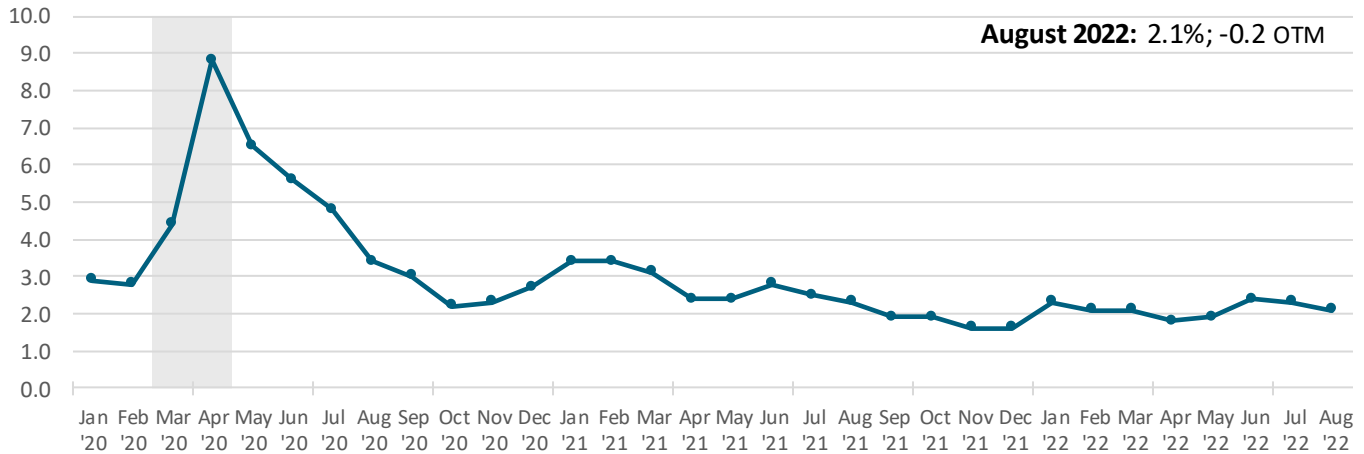
View historical data at [Neworks.nebraska.gov/laus](https://nworks.nebraska.gov/laus)

NEBRASKA

DEPARTMENT OF LABOR

LINCOLN MSA¹ (NOT SEASONALLY ADJUSTED)

Unemployment Rate
2020-2022



Grey bar represents recession period

LABOR FORCE DATA²

	Preliminary	Revised	Changes			% Change
	Aug-22	Jul-22	Aug-21 ³	OTM ⁴	OTY ⁴	OTM
Unemployment Rate	2.1	2.3	2.3	-0.2	-0.2	—
Labor Force	190,999	190,885	187,544	114	3,455	0.1
Unemployment	4,004	4,308	4,342	-304	-338	-7.1
Employment	186,995	186,577	183,202	418	3,793	0.2

NON-FARM EMPLOYMENT⁵ BY PLACE OF WORK

August Total Non-Farm	189,381	Manufacturing	13,925
OTM Change	819 (0.4%)	OTM Change	-43 (-0.3%)
OTY Change	2,729 (1.5%)	OTY Change	256 (1.9%)
Largest OTM Increase (private)		Largest OTY Increase (private)	
Mining & Construction	241 (2.2%)	Leisure & Hospitality Services	1,226 (7.1%)
Education & Health Services	97 (0.3%)	Mining & Construction	557 (5.3%)

¹ Lincoln MSA (Metropolitan Statistical Area) includes Lancaster and Seward Counties in Nebraska

² Sources: Local Area Unemployment Statistics Program (LAUS), Nebraska Department of Labor; Bureau of Labor Statistics, US Department of Labor

³ 2021 data has been benchmarked

⁴ OTM: over the month; OTY: over the year

⁵ Sources: Current Employment Statistics Program (CES), Nebraska Department of Labor; Bureau of Labor Statistics, US Department of Labor

LABOR AREA SUMMARY

August 2022

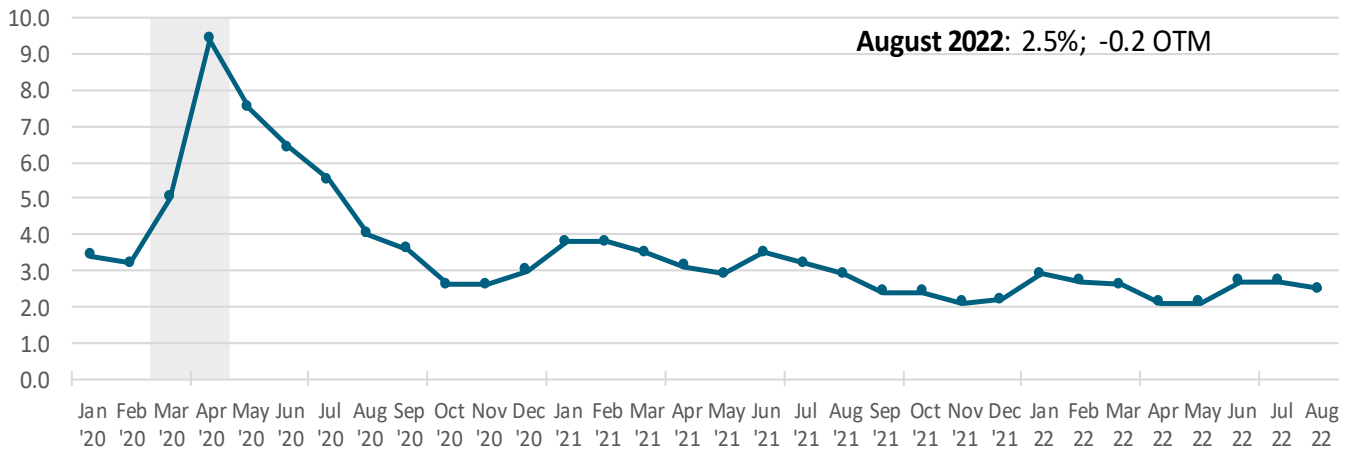
View historical data at [Neworks.nebraska.gov/laus](https://neworks.nebraska.gov/laus)



DEPARTMENT OF LABOR

OMAHA MSA¹ (NOT SEASONALLY ADJUSTED)

Unemployment Rate
2020-2022



Grey bar represents recession period

LABOR FORCE DATA²

	Preliminary	Revised	Changes	% Change
	Aug-22	Jul-22	Aug-21 ³	OTM ⁴ OTY ⁴ OTM
Unemployment Rate	2.5	2.7	2.9	-0.2 -0.4 —
Labor Force	512,102	513,759	501,525	-1,657 10,577 -0.3
Unemployment	12,804	14,114	14,697	-1,310 -1,893 -9.3
Employment	499,298	499,645	486,828	-347 12,470 -0.1

NON-FARM EMPLOYMENT⁵ BY PLACE OF WORK

August Total Non-Farm	503,057	Manufacturing	34,471
OTM Change	881 (0.2%)	OTM Change	43 (0.1%)
OTY Change	9,411 (1.9%)	OTY Change	293 (0.9%)
Largest OTM Increase (private)		Largest OTY Increase (private)	
Professional & Business Services	865 (1.2%)	Professional & Business Services	2,881 (4.1%)
Trade, Transportation, & Utilities	670 (0.7%)	Mining & Construction	2,288 (7.4%)

¹ Omaha MSA (Metropolitan Statistical Area) includes Cass, Douglas, Sarpy, Saunders and Washington counties in Nebraska and Pottawattamie, Mills and Harrison counties in Iowa

² Sources: Local Area Unemployment Statistics Program (LAUS), Nebraska Department of Labor; Bureau of Labor Statistics, US Department of Labor

³ 2021 data has been benchmarked

⁴ OTM: over the month; OTY: over the year

⁵ Sources: Current Employment Statistics Program (CES), Nebraska Department of Labor; Bureau of Labor Statistics, US Department of Labor